










STANDARD
GLASS













SETS OF DRAINS CONFLUO STANDARD

BLACK GLASS 1	BLACK GLASS 2	BLACK GLASS 3	BLACK GLASS 4	VERTICAL BLACK GLASS	
Article number 13000089	Article number 13000090	Article number 13000091	Article number 13000092	Article number 13000097	 <p>100mm 150mm</p>
					<p>10 year warranty on grids CLASS K3 Maximum allowed up to 300 kg</p> <p>Type of steel AISI 304 Optional AISI 316</p>
<p>FLOW RATE ↓↓↓ 48 L/mm</p> <p>MINIMAL HEIGHT ↕ 64 mm</p>	<p>FLOW RATE ↓↓↓ 48 L/mm</p> <p>MINIMAL HEIGHT ↕ 64 mm</p>	<p>FLOW RATE ↓↓↓ 48 L/mm</p> <p>MINIMAL HEIGHT ↕ 64 mm</p>	<p>FLOW RATE ↓↓↓ 48 L/mm</p> <p>MINIMAL HEIGHT ↕ 71 mm</p>	<p>FLOW RATE ↓↓↓ 48 L/mm</p> <p>MINIMAL HEIGHT ↕ 69 mm</p>	<p>OPTIONAL</p>  <p>IRRETRIEVABLE VALVE</p> <p>Article number 13500002</p>  <p>SOCKET</p> <p>Article number 13500003</p>



SETS OF DRAINS CONFLUO STANDARD

WHITE GLASS 1	WHITE GLASS 2	WHITE GLASS 3	WHITE GLASS 4	VERTICAL WHITE GLASS	
Article number 13000093	Article number 13000094	Article number 13000095	Article number 13000096	Article number 13000098	 <p>100mm 150mm</p> <p>150mm 100mm</p> <p>10 year warranty on grids CLASS K3 Maximum allowed up to 300 kg</p> <p>Type of steel AISI 304 Optional AISI 316</p>
					<p>OPTIONAL</p>  <p>IRRETRIEVABLE VALVE</p> <p>Article number 13500002</p>  <p>SOCKET</p> <p>Article number 13500003</p>
<p>FLOW RATE ↓↓↓ 48 L/mm</p> <p>MINIMAL HEIGHT ↕ 64 mm</p>	<p>FLOW RATE ↓↓↓ 48 L/mm</p> <p>MINIMAL HEIGHT ↕ 64 mm</p>	<p>FLOW RATE ↓↓↓ 48 L/mm</p> <p>MINIMAL HEIGHT ↕ 64 mm</p>	<p>FLOW RATE ↓↓↓ 48 L/mm</p> <p>MINIMAL HEIGHT ↕ 71 mm</p>	<p>FLOW RATE ↓↓↓ 48 L/mm</p> <p>MINIMAL HEIGHT ↕ 69 mm</p>	