

PEŠTAN
CONFLUO
SMART DRAINS



WE ARE

We are privately held company Peštan, leader in the Balkans in production and distribution of products and solutions from polymers. Company was founded in 1989 and has been producing water pipes made of polyethylene. Over time, we introduced new materials (polypropylene and PVC) and expanded product range. Today, in our offer you may find more than 6500 products, divided into four categories:



**PIPING
SOLUTIONS**



**BATHROOM
SOLUTIONS**



**AGRICULTURE
SOLUTIONS**



**HOUSEHOLD
SOLUTIONS**

Walk in showers represent new and elegant solution for bathroom. A barrier-free shower concept inspired and motivated us to create Confluo Smart Drains program. We made our Confluo drains of high quality materials, modular, easy to install and clean, cost effective and with modern design, in order to satisfy all customer needs. With more then 350 different models in our offer, we believe we can meet all their needs.

Dive into our Confluo Drains and discover your new gem in bathroom!

Advantages of Confluo shower drains:

- Huge product portfolio - more than 350 different models
- Modularity
- Modern design
- High functionality
- Best buy products




















Quality and functionality |



Confluo icons

- | | | | |
|---|---|---|--|
| <p>1</p>  | <p>2</p>  | <p>3</p>  | <p>4</p>  |
| <p>Min. installation height
Minimal construction height of drain, from bottom of the base, up to the holder of the grid.</p> | <p>Base diameter outlet
Diameter of base outlet.</p> | <p>Maximum flow rate
Maximum flow rate with 20cm threshold.</p> | <p>Base inlet diameter
Diameter of base inlet.</p> |
| <p>5</p>  | <p>6</p>  | <p>7</p>  | <p>8</p>  |
| <p>Anti-leaking system
Anti-Leaking System represents combination of drain construction and proper installation which allows all leaked and condensated water to go back to drain.</p> | <p>2 in 1 system
Grid of drain can be turned and used both for stainless steel/gold and ceramic/glass finish.</p> | <p>Base rotation
Base of drain can be rotated 360 degrees.</p> | <p>Fine output adjustment
Output of drain can be adjusted by 15 degrees.</p> |
| <p>9</p>  | <p>10</p>  | <p>11</p>  | <p>12</p>  |
| <p>Water seal height</p> | <p>Fine ceramic adjustment
Model have system for ceramic height leveling, so clients have flexibility in choosing surface in bathroom.</p> | <p>Self-cleaning base
Output of drain is constructed in way that whatever goes through grid for hair will for sure go through output and then through sewage system.</p> | <p>Handicapped accessible
Easy access to the shower.</p> |
| <p>13</p>  | <p>14</p>  | <p>15</p>  | |
| <p>Material of grid
Grid is made of stainless steel AISI 304. Optionally, we can produce grid from stainless steel AISI 316.</p> | <p>Load class of grid
Grid is classified as K3, which means that it can withstand 300kg of pressure.</p> | <p>Ceramic adjustment
Unlimited ceramic height leveling.</p> | |

Confluo Linear drains

We produce our Confluo Linear drains in 3 different models (Premium Line, Slim Line and Frameless line), 9 different sizes (300mm, 450mm, 550mm, 650mm, 750mm, 850, 950, 1050mm and 1150mm) and 3 different grid finishes (Brushed Stainless Steel, Glass and Gold). All models, except Slim, have 2 in 1 system where the same model can be used both with Stainless Steel/Gold and Tile/Glass finish and are characterized as ultra low 360 degrees rotatable self-cleaning S base.

Confluo Wall drain

As Peštan Company always follow trends on world market, we have prepared for our costumers the latest model in world of shower drains - Wall drain. This model represents innovation in industry and, besides its new and modern design, it is perfect model for renovations and bathroom with concealed cisterns. Wall drain has body made of plastic and it is supplied with 2 different grids (Stainless Steel and Gold).

Confluo Standard drains

Peštan Company offers to clients more than 150 different models of Confluo Standard drains. All models have body made from plastic and grid made from stainless steel, glass or gold, which we deliver in various designs (Tide, Square, Drops, Black & White Glass, Ceramic and Gold) and sizes (10cmx10cm, 15cmx15cm and 20cmx20cm). Main advantages are: Big variety of models, high flow rate, modular and flexible systems with 6 different output, 3 different types of siphons. You can make your own floor drain system easy for installation and maintenance.

Confluo Garden and Roof drains

In our program of outside drainage, we have 2 models - Confluo Top and Confluo Gardino. Confluo Top is used for drainage of water on flat roofs, and Confluo Gardino is made for driveways and garages. Main advantages of this models: High flow rate, modular and flexible system with 4 different outputs, drainage/anti-leaves system, easy installation and maintenance.





Confluo Slim Line is linear shower drain model with unique and minimalistic design of grid. "Slim" has a body made of high quality plastic and grid made of stainless steel, which we deliver in various sizes + complete accessories and set for hydroisolation. Important benefit of this model is set for leveling of ceramic and innovative ultra thin design of grid.

Confluo **Slim** Line


Main advantages:

- Unique and minimalistic design of grid
- ALS - Anti-Leaking System
- Minimum installation height - 72mm
- 360 degrees rotatable self-cleaning S base
- Hight adjustable grid , 5mm - 20mm

Dimensions: 300 , 450 , 550 , 650 , 750 , 850 , 950 , 1050 , 1150mm

Grid Design

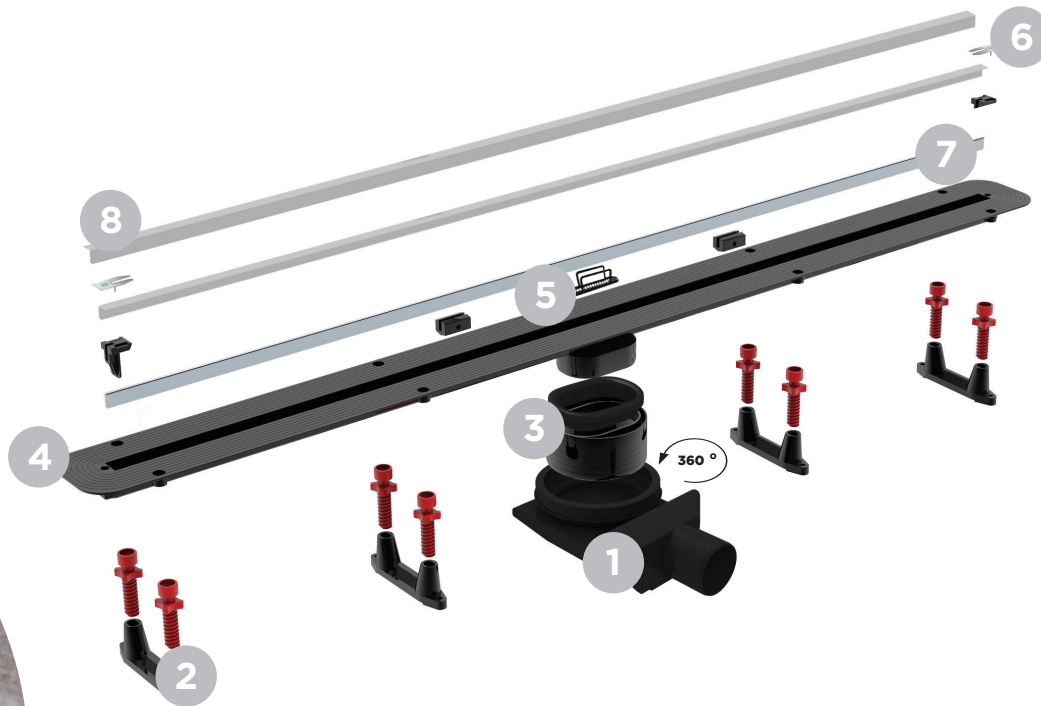
BRUSHED CHROME





CONFLUO SLIM LINE

Slim 300 Slim 450 Slim 550 Slim 650 Slim 750 Slim 850 Slim 950 Slim 1050 Slim 1150




Legend:

1. Ultra low S Base
2. Height adjustment legs
3. Reducer with rubber ring
4. Holder of grid
5. Grid for hair
6. Decorative Plate
7. Grid
8. Aluminum profile for ceramic



Min. installation height



Maximum flow rate



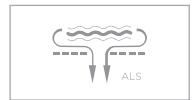
Self-cleaning base



Water seal height




Handicapped accessible



Anti-leaking system



Base diameter outlet



Fine ceramic adjustment



Base rotation

BRAND MANIFESTO

We do not only sell pipes, we combine reliability with quality for the ultimate benefit of our clients.

We do not build short-term client relationships, but long-term and genuine partnerships.

Everything we do, we do with one thing in mind - to create ideas to perfectly match all our client needs and the best way for us to achieve this goal is to constantly educate our clients provide solutions that meet their specific needs and support them throughout the entire process.

Because our success is as big as your trust in us.

