



Peštan “Board” program of preinstalled shower drains represents the result of constant searching for better and more efficient solutions for our customers worldwide. With this product, we made a big step ahead concerning waterproofing, safety, and aesthetics, as we have minimized the possibility of mistake and significantly reduced the time and effort for installation. With this product, as a producer, we have taken responsibility for our side and made modern, quality, and time effective solutions for our clients.

# Confluo **Board**

Main advantages:

- Peripor Board — 45 kg/m<sup>3</sup>
- MAPEI waterproofing
- Time and cost effective
- High Flow Rate — 48 l/min
- ALS — Anti-Leaking System
- Combined siphon — wet + dry

Board dimensions:

- UNI 900
- UNI 1200
- 900X900X 80/95 mm
- 900X900X 38/52 mm
- 1200X1200X 80/95 mm
- 1200X1200X 35/54 mm

## Grid Design

STAINLESS STEEL/  
CERAMIC

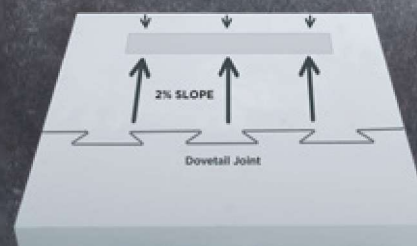
BLACK GLASS/  
STAINLESS STEEL

WHITE GLASS/  
STAINLESS STEEL

BLACK MATTE/  
CERAMIC

24K GOLD PLATED


We produce our Confluo Board Frameless Line in 2 dimensions (900x900 mm & 1200x1200 mm) and a few board thicknesses, depending on whether you are renovating or making a new building. The product comes with 5 different 2 in 1 grid designs (Chrome/Ceramic, Black Glass/Chrome, White Glass/Chrome, Matte Black/Ceramic, and Gold), 360 degrees rotatable S base with drainage capacity of 48 l/min and ALS - Anti-Leaking System. Our boards are made of high-quality peripor with a density of 45 kg/m<sup>3</sup> with preinstalled slopes and it is coated with MAPELASTIC TURBO and MAPEBAND waterproofing.



A great benefit of the Confluo "Board" preinstall shower drains is that installation time and price are significantly reduced as a board has integrated slopes and applied MAPEI waterproofing.

# CONFLUO BOARD FRAMELESS LINE

BOARD FRAMELESS UNI 900    BOARD FRAMELESS UNI 1200    BOARD FRAMELESS 900X900X 80/95    BOARD FRAMELESS 900X900X 38/52    BOARD FRAMELESS 1200X1200 80/95    BOARD FRAMELESS 900X900X 35/54




\* Board and grid are sold separately

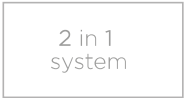
- In both UNI 900 and UNI 1200 is integrated Frameless Line 550 mm
- In 1200x1200 mm Confluo Board is integrated Frameless Line 850 mm
- In 900x900 mm Confluo Board is integrated Frameless Line 750 mm

### Legend:

1. Peripor board with integrated waterproofing
2. Grid holder
3. Ultra low S base
4. MAPEBAND tape
5. Protective cap
6. Maintenance key
7. Reducer with rubber ring
- 8.1 Dry siphon
- 8.2 Grid for hair
9. Grid
10. Protective styrofoam




Maximum flow rate



2 in 1 system



Self-cleaning base



Water seal height



Load class of grid



Handicapped accessible



Anti-leaking system



Base diameter outlet



Base rotation



Material of grid

# Confluo Board benefits:

1. **Peripor Board** - Peripor is expandable polystyrene (EPS) that is particularly suitable for applications exposed to compressive load. The most important properties of Peripor are:

- Excellent thermal insulation capacity
- High density — 45 kg/m<sup>3</sup>
- Outstanding impact absorption
- Low weight
- Imperviousness to moisture

2. **MAPEI waterproofing** - On Confluo Board is factory applied one of the most quality waterproofings, MAPELASTIC Turbo two-components rapid-drying elastic cementitious mortar and MAPEI waterproofing butyl tape which guarantees 100% water tightness of our system.

3. **Dovetail Joint** - This method of joining the plates provides the strength of a joint that is resistant to all possible stresses. Also, it prevents entering concrete between the plates.

4. **Time and cost-effective** - A great benefit of the Confluo “Board” preinstall shower drains is that installation time and price is significantly reduced as a board have integrated slopes and applied MAPEI waterproofing.

5. **High Flow Rate** - System provides a flow rate of 48l/min, which is in accordance with the highest standards.



MAPEBAND  
Self-adhesive butyl tape

MAPELASTIC TURBO  
- Two-component  
rapid-drying elastic  
cementitious mortar  
for waterproofing

MAPENET  
- Alkali-resistant glass  
fibre mesh

MAPELASTIC TURBO  
- Two-component  
rapid-drying elastic  
cementitious mortar  
for waterproofing



Confluo shower drain

Peripor board

# Confluo **UNI** Board

## Board dimensions:

- 900 x 900 mm
- 1200 x 1200 mm

## Grid dimensions:


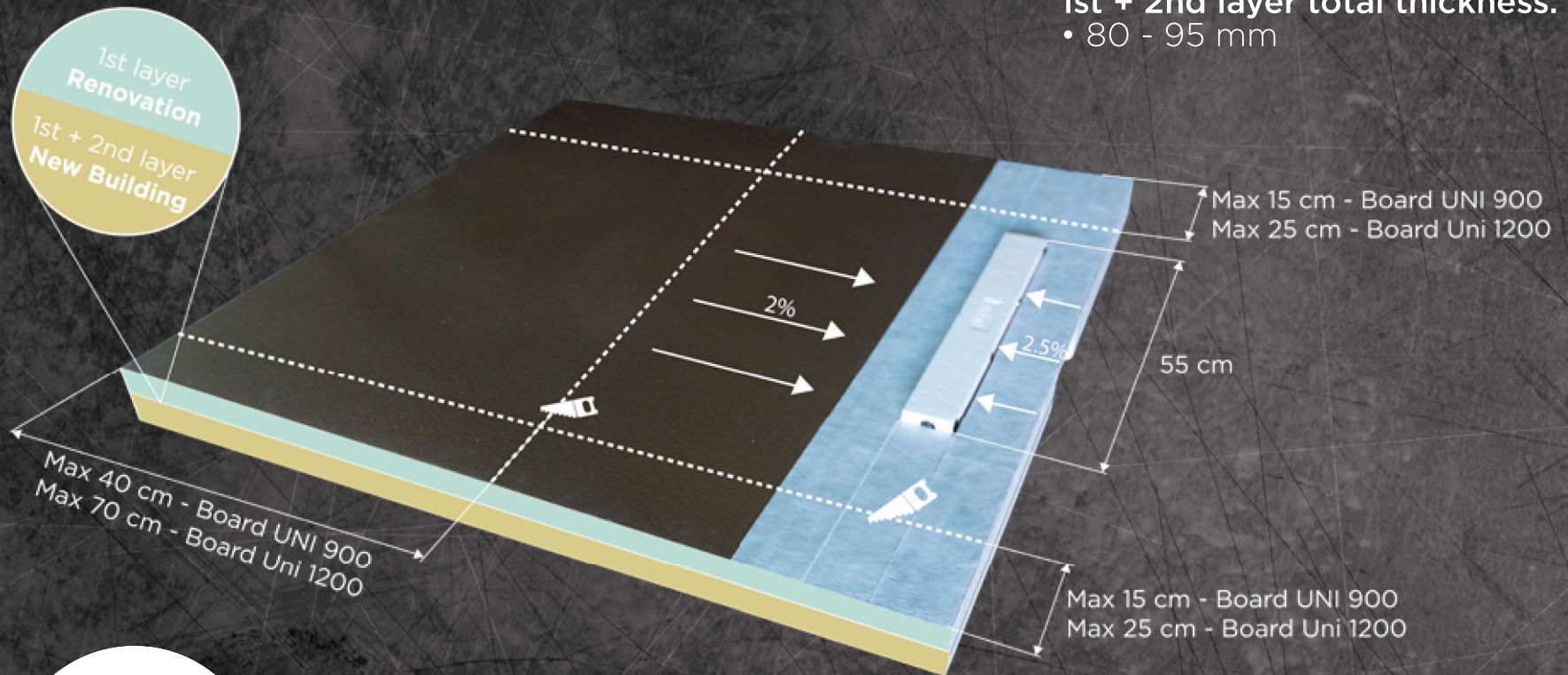
- 550 mm

## 1st layer thickness:

- 38 - 52 mm Board UNI 900
- 35 - 54 mm Board UNI 1200

## 1st + 2nd layer total thickness:

- 80 - 95 mm



The product box contains already cut Confluo board on 2 thicknesses. If you use only the top layer it is a perfect model for renovation with under 40mm board height in the lowest point. If you use both layers it transforms Confluo Board Uni in an ideal solution for bathrooms with only concrete slab and replaces screed in shower area 100%.